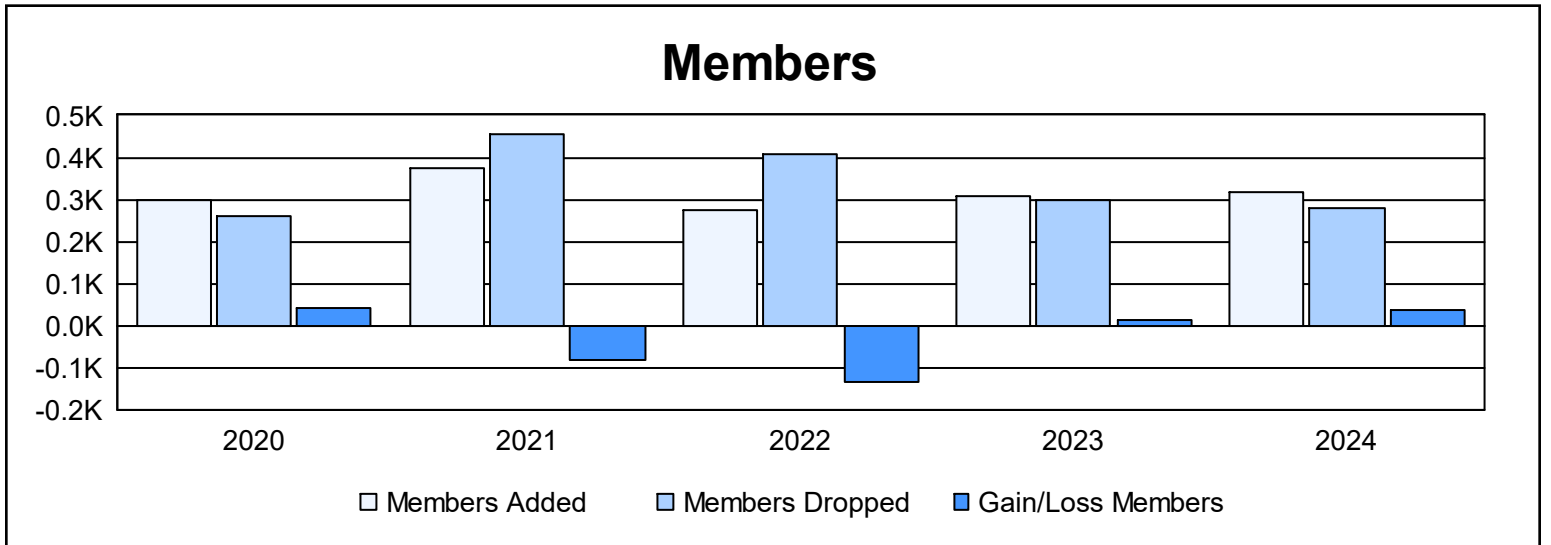
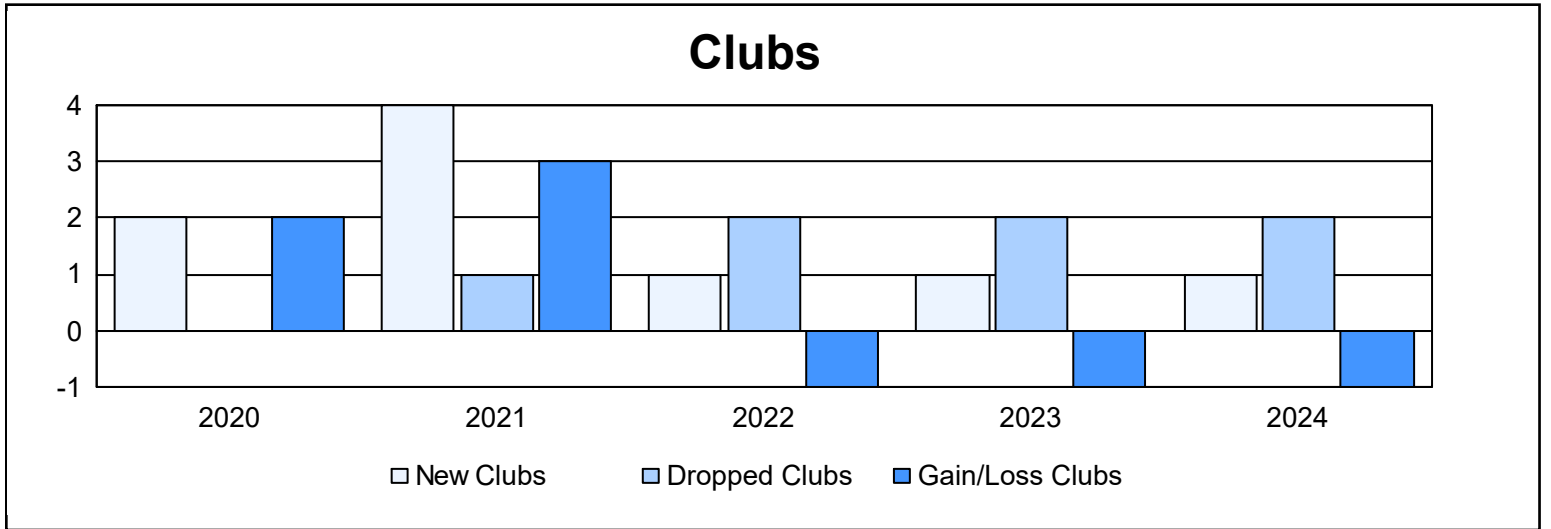
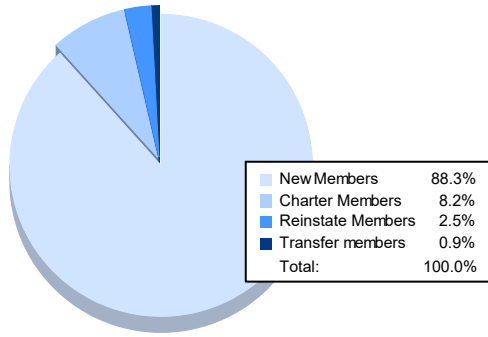


Year	New Clubs	Dropped Clubs	Gain/ Loss Clubs	New Members	Charter Members	Reinstate Members	Transfer Members	Total Member Added	Total Members Dropped	Gain/ Loss Members
2019-2020	2	0	2	223	57	17	2	299	258	41
2020-2021	4	1	3	220	127	20	5	372	454	-82
2021-2022	1	2	-1	208	36	21	10	275	407	-132
2022-2023	1	2	-1	244	25	34	6	309	298	11
2023-2024	1	2	-1	279	26	8	3	316	278	38
<b>Average</b>	<b>2</b>	<b>1</b>	<b>0</b>	<b>235</b>	<b>54</b>	<b>20</b>	<b>5</b>	<b>314</b>	<b>339</b>	<b>-25</b>



### Membership Composition June 2024 Cumulative



### Gender Composition June 2024 Cumulative

